


VD

特点 Features

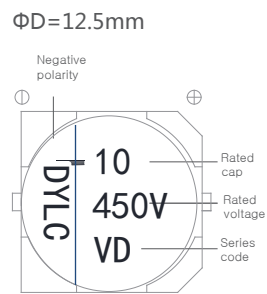
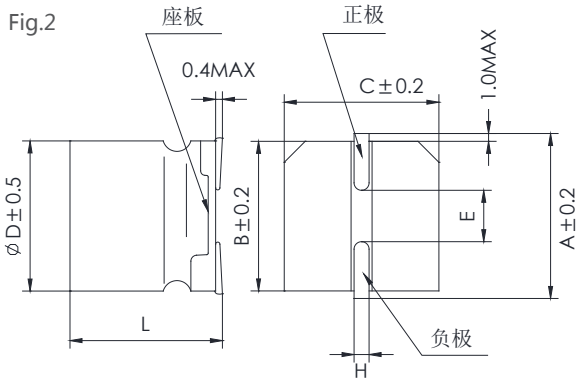
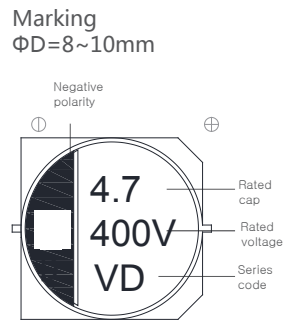
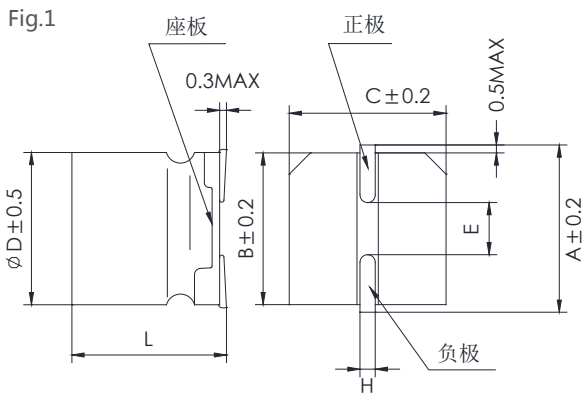
- 保证105°C 5000小时。Endurance 5000h at 105°C.
- 额定电压范围：160~450V。Rated Voltage Range:160~450V.
- 高压长寿命。High voltage, Long life Type.
- 满足RoHS。RoHS Compliant.



主要技术性能 Specifications

项目 Items	特性 Performance Characteristics										
类别温度范围 Category Temperature Range	-40~+105°C										
额定电压范围 Rated Voltage(UR)	160 ~ 450V										
标称电容量范围 Nominal Capacitance Range(C _R)	1 ~ 47μF	120Hz, +20°C									
标称电容量允许偏差 Allowed Capacitance Tolerance(C _T)	±20%(M)	120Hz, +20°C									
漏电流 Leakage Current(I _L)	≤0.04C _R U _R +100μA	+20°C after 2 minutes									
损耗角正切值 Tangent of loss angle(Tanδ)	<table border="1"> <tr> <td>U_R(V)</td> <td>160 ~250</td> <td>350 ~450</td> </tr> <tr> <td>Tanδ</td> <td>0.15</td> <td>0.20</td> </tr> </table>	U _R (V)	160 ~250	350 ~450	Tanδ	0.15	0.20	Max. 120Hz,+20°C			
U _R (V)	160 ~250	350 ~450									
Tanδ	0.15	0.20									
低温特性 Characteristics at Low Temperature	<table border="1"> <tr> <td>U_R (V)</td> <td>160 ~250</td> <td>350 ~450</td> </tr> <tr> <td>Z_{-25°C} / Z_{+20°C}</td> <td>3</td> <td>6</td> </tr> <tr> <td>Z_{-40°C} / Z_{+20°C}</td> <td>6</td> <td>10</td> </tr> </table>	U _R (V)	160 ~250	350 ~450	Z _{-25°C} / Z _{+20°C}	3	6	Z _{-40°C} / Z _{+20°C}	6	10	Max. 120Hz
U _R (V)	160 ~250	350 ~450									
Z _{-25°C} / Z _{+20°C}	3	6									
Z _{-40°C} / Z _{+20°C}	6	10									
耐久性 Load Life	+105°C, 连续施加额定电压5000小时, 恢复16小时后: After applying rated voltage for 5000 hours at 105°C and then recovery 16 hours:										
	电容量变化率 Capacitance change	±20%初始值以内 Within ±20% of initial value									
	损耗角正切值 Tanδ	≤ 200%初始规定值 Not more than 200% of specified value									
高温贮存 Shelf Life	+105°C,1000小时贮存后,恢复16小时后: After storage for 1000 hours at +105°C and then recovery 16 hours:										
	电容量变化率 Capacitance change	±20%初始值以内 Within ±20% of initial value									
	损耗角正切值 Tanδ	≤ 200%初始规定值 Not more than 200% of specified value									
耐焊接热 Resistance to Soldering Heat	在250°C的条件下, 电容器在热板上保持30秒, 然后从热板上取出电容器, 让其在室温下恢复, 电容器应满足以下要求: The capacitors shall be kept on the hot plate maintained at 250°C for 30 seconds. After removing from the hot plate and restored at room temperature, they meet the following requirement.										
	电容量变化率 Capacitance change	±10%初始值以内 Within ±10% of initial value									
	损耗角正切值 Tanδ	≤初始规定值 Not more than specified value									
漏电流 Leakage current	≤ 初始规定值 Not more than specified value										

尺寸图 Dimensional drawings



尺寸表 Size table

单位 Unit: mm

ϕD	L	A	B	C	$E \pm 0.2$	H	Fig.No.
8	10.5 ± 1	9.0	8.3	8.3	3.1	0.8 ~ 1.1	1
8	12.5 ± 1	9.0	8.3	8.3	3.1		
10	10.5 ± 1	11.0	10.3	10.3	4.5		
10	12.5 ± 1	11.0	10.3	10.3	4.5	1.1 ~ 1.4	2
12.5	13.5 ± 0.5	13.6	13	13	4.5		
12.5	16 ± 0.5	13.6	13	13	4.5		
16	16.5 ± 0.5	18.0	17	17	6.4		
16	21.5 ± 0.5	18.0	17	17	6.4		
18	16.5 ± 0.5	20.0	19	19	6.4		
18	21.5 ± 0.5	20.0	19	19	6.4		

规格特性表
Table of specifications and characteristics

C _r (μF)	U _R (V)	160V		200V	
		ΦDxL mm*mm	I _{ACR} 120Hz 105°C mA	ΦDxL mm*mm	I _{ACR} 120Hz 105°C mA
1					
2.2					
3.3				8*10.5	55
4.7		8*10.5	68	8*10.5	53
5.6		8*10.5	67	8*10.5	51
6.8		8*10.5	65	8*10.5	49
8.2		8*10.5	64	8*12.5	43
10		8*12.5	59	10*10.5	53
15		10*12.5	79	10*12.5	63
22		10*12.5	72	12.5*13.5	80
33		12.5*13.5	100		
47		12.5*13.5	95		

I _{ACR} 120Hz 105°C mA	ΦDxL mm*mm	I _{ACR} 120Hz 105°C mA	350V		400V		450V	
			ΦDxL mm*mm	I _{ACR} 120Hz 105°C mA	ΦDxL mm*mm	I _{ACR} 120Hz 105°C mA	ΦDxL mm*mm	I _{ACR} 120Hz 105°C mA
					8*10.5	42		
	8*10.5	44	8*12.5	50				
34	8*12.5	43	10*10.5	58	10*12.5	42		
34	10*10.5	60	10*10.5	56	10*12.5	35		
36	10*10.5	58	10*12.5	72	12.5*13.5	50		
38	10*10.5	56	10*12.5	74	12.5*13.5	60		
50	10*12.5	70	10*12.5	78				
72	10*12.5	71	12.5*13.5	80				
75	12.5*13.5	75	12.5*13.5	85				
80								

额定纹波电流频率修正系数
Frequency correction factor for ripple current

Frequency (Hz)	50	120	
Coefficient (kf)	0.80	1.00	

1K	≥10K
1.40	1.60