

### 1. 适用范围 Scope of application

本产品规格书描述了超级电容器 NC13R008012V105GA 的产品性能指标。

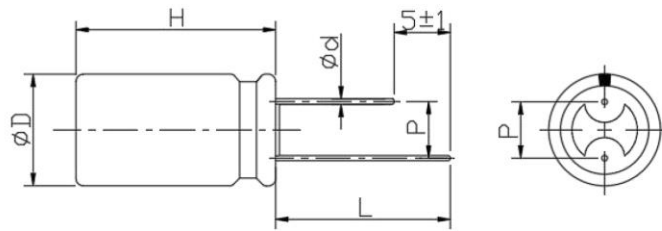
This product specification describes the performance indicators of super capacitor NC13R008012V105GA .

### 2. 标准测试条件 Standard test conditions

在标准大气压，温度 5~35℃，相对湿度小于 85 %条件下进行测试；本规格书标准测试条件为标准大气压，温度 25℃，相对湿度 25%~75%。

Products are tested under normal pressure, the temperature range is from 5-35℃ and relative humidity is less than 85%RH .The standard test conditions in this product specification are as follows: under normal pressure; the temperature at 25℃ and the relative humidity 25%~75%RH.

### 3. 标准产品外型尺寸 Standard product dimesion



| 型号<br>Part Number     | NC13R008012V105GAA |
|-----------------------|--------------------|
| $\Phi D \pm 0.5$ (mm) | 8                  |
| $H \pm 1$ (mm)        | 12                 |
| $P \pm 0.5$ (mm)      | 3.5                |
| $\Phi d \pm 0.1$ (mm) | 0.6                |
| $L \pm 1$ (mm)        | 26                 |

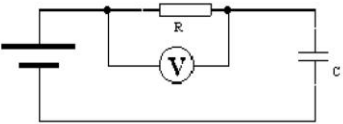
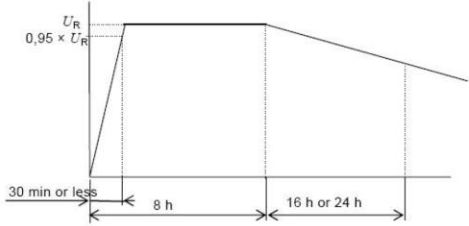
**4.产品性能特性 Product Performance Characteristics**

| 项目<br>Project    |   | 规格<br>Specification  | 条件<br>Condition  |
|------------------|---|--|--|
| 参照标准<br>Standard | 参照 IEC 62391-1, GB/T34870.1—2017 测试标准<br>Refer to IEC 62391-1, GB/T34870.1 -- 2017 test standards             |  |  |
| 1                | 工作温度范围<br>Operating Temperature Range   | -40℃~+65℃  |  |
| 2                | 存储温度范围 (at 0V)<br>Storage Temperature Range (at 0V)   | -40℃~+65℃  |  |
| 3                | 额定工作电压 (25℃) $U_0$<br>Rated operating voltage (25℃) $U_0$   | 3.0V   |  |
| 4                | 标称容量<br>Rated Capacitance   | 1.0F   | 25℃ $\Delta V=2.4-1.2$ I=10mA  |
| 5                | 容量允许偏差<br>Permitting Capacitance Error  | 0%~+80%  |  |
| 6                | 最大内阻 (AC@1KHz)<br>ESR Max AC  | 150mΩ  |  |
| 7                | 最大内阻 (DC)<br>ESR Max DC   | 300mΩ  |  |
| 8                | 额定电流 (25℃)<br>Nominal Current (25℃)   | 0.25A  | 充电至额定电压 $U_0$ , 5s 放电至 $1/2U_0$<br>Charge to rated voltage $U_0$ , 5S discharge to $1/2U_0$  |
| 9                | 72h 漏电流 (25℃)<br>Leakage Current at 72h (25℃)   | 2 μA   |  |
| 10               | 自放电特性 (电压保持特性)<br>(at 25℃)<br>Self Discharge Characteristics<br>(Voltage holding characteristics)<br>(at 25℃) | 正负极间电压大于等于 2.1V<br>The voltage between the positive and negative electrode $\geq 2.1V$ | 充电过程: 无负载, 额定电压充电 8h<br>放置过程: 相对湿度小于 60%RH, 开路放置 24h<br>Charging process: normal temperature, non-loaded, charge at rated voltage for 8h<br>Lay aside process: temperature less than 25℃, relative humidity less than 60%RH, lay aside 24h at open circuit |
| 11               | 质量<br>Weight  | 0.9g   |  |

|    |  |          |   |
|----|--|----------|---|
| 12 | 温度特性<br>Temperature Characteristics  | -40℃     | 与初始值比较, $ \Delta C/C  \leq 30\%$ , $ESR \leq 4$ 倍初始规定值<br>Compared with the initial value, $ \Delta C/C  \leq 30\%$ , $ESR \leq 4$ Initial specified value  |
|    |  | +65℃     | 与初始值比较, $ \Delta C/C  \leq 30\%$ , $ESR \leq$ 初始规定值<br>Compared with the initial value, $ \Delta C/C  \leq 30\%$ , $ESR \leq$ Initial specified value   |
| 13 | 高温耐久性 (at $U_0$ , $65 \pm 2^\circ\text{C}$ )<br>High temperature durability (at $U_0$ , $65 \pm 2^\circ\text{C}$ )         | 1000h    | 与初始值比较, $ \Delta C/C  \leq 30\%$ , $ESR \leq 4$ 倍初始规定值, 无漏液机械损伤<br>Compared with the initial value, $ \Delta C/C  \leq 30\%$ , $ESR \leq 4$ Initial specified value, no leaked electrolyte or other mechanical damage |
| 14 | 循环寿命 (at $U_0$ , $25 \pm 2^\circ\text{C}$ )<br>Cyclic life (at $U_0$ , $25 \pm 2^\circ\text{C}$ )                          | 500000 次 |   |
| 15 | 湿热特性 (at 0V, $40 \pm 2^\circ\text{C}$ , 90~95%RH)<br>Humidity Characteristics (at 0V, $40 \pm 2^\circ\text{C}$ , 90~95%RH) | 240h     | 与初始值比较, $ \Delta C/C  \leq 30\%$ , $ESR \leq 2$ 倍初始规定值, 无漏液机械损伤<br>Compared with the initial value, $ \Delta C/C  \leq 30\%$ , $ESR \leq 2$ Initial specified value, no leaked electrolyte or other mechanical damage |
| 16 | 存放寿命 (at 0V, $65 \pm 2^\circ\text{C}$ )<br>Shelf Life (at 0V, $65 \pm 2^\circ\text{C}$ )                                   | 1000h    | 与初始值比较, $ \Delta C/C  \leq 20\%$ , $ESR \leq 3$ 倍初始规定值, 无漏液机械损伤<br>Compared with the initial value, $ \Delta C/C  \leq 20\%$ , $ESR \leq 3$ Initial specified value, no leaked electrolyte or other mechanical damage |

##### 5.包装方式 Packing

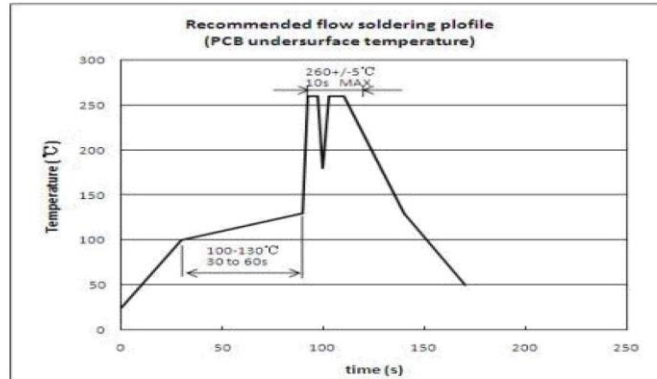
|                                     |                          |               |
|-------------------------------------|--------------------------|---------------|
| 产品型号<br>Part Number                 |                          | PTC-3R0-Y105A |
| 数量 (PCS)<br>Quantity (PCS)          | 每袋<br>Each bag           | 400           |
|                                     | 每内箱<br>Each inner carton | 2400          |
|                                     | 每外箱<br>Each carton       | 14400         |
| 尺寸 (L×W×H)mm<br>Dimension (L×W×H)mm | 内箱 Inner                 | 305×195×90    |
|                                     | 外箱 Outer                 | 410×320×295   |
| 总重量 (Kg)<br>Total Weight (Kg)       |                          | 15            |

|   |                           |   |
|---|---------------------------|---|
| 3 | 漏电流<br>Leakage<br>Current | <p>直流漏电流的测量原理如下</p> <p>1、放电：该测量开始前，电容器应进行充分放电。放电过程持续1h到24h。</p> <p>2、漏电流的测量应额定温度和额定电压 (<math>U_R</math>)。经过最大30min充电时间后达到95%充电电压，充电时间从30min (<math>\leq 1F</math>)，1h (<math>\geq 1F</math>)，2h (<math>\geq 10F</math>)，4h (<math>\geq 20F</math>)，72h (<math>\geq 120F</math>) 中选择。</p> <p>3、应使用稳定的电源如直流稳压电源。</p> <p>4、通过1000 <math>\Omega</math> 以下的保护电阻给电容器施加电压。</p> <p>Leakage Current shall be measured from the circuit below:</p> <p>1、 Discharge: Before the start of the measurement, supercapacitor should be fully discharge, discharge process for 1 h to 24 h.</p> <p>2、 Leakage current measurement shall be carried out under the rated temperature and voltage rating(UR).The voltage of product reached 95% rated voltage after the biggest charging time for 30min, Charging time chooses from 30min(<math>\leq 1F</math>), 1h(<math>\geq 1F</math>), 2h(<math>\geq 10F</math>), 4h(<math>\geq 20F</math>), 72h(<math>\geq 120F</math>).</p> <p>3、 Should use a stable power supply, such as DC regulated power supply.</p> <p>4、 Charge process should be through the protection under 1000 <math>\Omega</math> resistance.</p>  |
| 4 | 自放电<br>Self discharge     | <p>测量开始前，电容器应进行充分放电，放电过程持续 1h 到 24h，在电容器两端直接施加额定电压 <math>U</math>，不使用保护电阻，充电时间为 8h，包括电压达到施加电压 95% 的最大 30min 充电时间，将电容器两端从电压源断开。电容器应置于标准常温常压条件下放置 24h。直流电压表的内阻应大于 1M <math>\Omega</math>。</p> <p>Before the start of the measurement ,super capacitor should be fully discharge, discharge process for 1 h to 24 h.Charge the super capacitor to rated voltage without protection resistance,charging time for 8h(include the voltage of product reached 95% rated voltage after the biggest charging time for 30min ).Disconnect the super capacitor from the power supply.Super capacitor should be placed in the standard atmospheric pressure conditions for 24 h. Dc voltmeter internal resistance should be greater than 1 m <math>\Omega</math> .</p>    |

## 7.焊接条件 Welding condition

建议产品的焊接条件为流动焊接，如下图：

The recommendation soldering conditions of the product in which flow soldering is possible are as graph.



焊接时需注意：

- (1) 不要将电容器浸入到焊料中；
- (2) 不要用烙铁接触终端以外的其他部分；
- (3) 如果电容器与印制电路板直接接触或者是通过金属导体间接接触，可能会引起产品的破裂；
- (4) 如果想要扩展适用范围，事先了解焊接的特性，避免由于电容器与印制电路板的错误焊接而引起电流异常的现；
- (5) 请多参照产品规格书的其他说明。

**Pay attention when welding:**

- (1) Do not dip the capacitor into melted solder;
- (2) Do not touch other part except the terminals;
- (3) If there is a direct contact between the sleeve of the capacitor and the printed circuit pattern or a metal part of another component such as a lead wire, it may cause shrinkage of crack;
- (4) If the application is for extended use, understand and manage the soldering characteristics firstly to avoid abnormal current caused by a contact failure between the capacitor and the PCB;
- (5) Please refer to product specifications about other notes.

## **8.使用注意事项 Cautions For Use**

- (1) 超级电容器具有固定的极性;
- (2) 超级电容器应在标称电压下使用;
- (3) 超级电容器不可应用于高频率充放电的电路中;
- (4) 环境温度影响超级电容器的寿命;
- (5) 在放电的瞬间存在电压降  $\Delta V=IR$ ;
- (6) 不可存放于相对湿度大于 85%或含有有毒气体的场所;
- (7) 应储存在温度 $-30^{\circ}\text{C}\sim 50^{\circ}\text{C}$ 、相对湿度小于 60%的环境中;
- (8) 超级电容器用于双面电路板上时, 要注意连接处不可经过电容器可触及的地方;
- (9) 安装后, 不可强行扭动或倾斜电容器;
- (10) 在焊接过程中要避免使电容器过热 (1.6mm 的印刷线路板, 焊接时应为  $260^{\circ}\text{C}$ , 时间不超过 5s)
- (11) 焊接后, 线路板和电容器要清洗于净;
- (12) 超级电容器串联使用时, 存在单体间的电压均衡问题;
- (13) 其它使用上的问题, 请向本公司咨询或参照超级电容器使用说明的相关技术资料执行。

- (1) Super capacitors have fixed polarity;
- (2) Super capacitors should be used under nominal voltage;
- (3) Super capacitors should not be used in high frequency charge-discharge circuits;
- (4) Ambient temperature affects the life of the super capacitor;
- (5) At the moment of discharge, there is a voltage drop  $\Delta V= IR$ ;
- (6) Do not store in places with relative humidity greater than 85% or containing toxic gases;
- (7) It should be stored in an environment where the temperature is  $-30^{\circ}\text{C}\sim 50^{\circ}\text{C}$  and the relative humidity is less than 60%;
- (8) when the super capacitor is used on the double-sided circuit board, it should be noted that the connection should not pass through the place that the capacitor can touch;
- (9) After installation, do not forcibly twist or tilt the capacitor;
- (10) Avoid overheating of the capacitor during welding (for a 1.6mm printed circuit board, the welding time shall be  $260^{\circ}\text{C}$  and the welding time shall not exceed 5S)
- (11) After welding, the circuit board and capacitor should be cleaned;
- (12) When super capacitors are used in series, it need balanced circuit of each cap;
- (13) For other problems in use, please consult our company or refer to the relevant technical materials in the instructions for the use of super capacitors.